



**THORNTREE**  
PREPARATORY SCHOOL

133 PRETORIUS STREET, MOKOPANE, 0600

CONTACT NUMBER: 078 416 2670

EMAIL ADDRESS: thornprep@gmail.com



## FOUNDATION PHASE GRADE 3: STATIONERY LIST FOR 2025










- Please note that it is essential for every learner to have **all** the equipment on this list.
- All stationery must be brought to school on the Monday or Tuesday before school starts for learners.
- **All stationery must be clearly and individually labelled with your child's name.**
- Exercise books are supplied by the school, but are to be covered in a specific colour for easy access. Each book then needs to be covered in plastic for durability. A picture is completed as a name label by learners in class during the first week of school and is to be added on the front cover of each book. Each book then needs to be covered in plastic for durability.
- Books are to be covered by the **end of 2nd week** of the school year.
- Please note that reusing items that have been used in previous years is absolutely acceptable and encouraged.
- Kindly note that this stationery list is what your child will need in class during the first two terms of the year. A stationery top-up list will be issued at the end of Term 2. Unused stationery is kept in a container in the Teacher's store room and issued as the child needs it. Whatever is left over is returned to the child at the end of the year.
- Please be sure to have a set of stationery at home for your child to be able to complete homework activities when needed.









<b>HOW TO COVER BOOKS:</b>	
<b>Subject:</b>	<b>Colour cover paper:</b>
Mathematics	Blue
English - Language Books	Yellow
Test Book	Any colour/cover
Afrikaans	Red
Life Skills	Green
Homework Book	Any colour/cover
Workbooks	Plastic only
<ul style="list-style-type: none"><li>• Please do not add a name label on the cover. Learners are to complete their own pictures and name labels for the cover during the first week of school to create uniformity.</li><li>• After the name label has been added in the middle of the front page, please cover with plastic to ensure durability.</li></ul>	

**New items to buy: (reusable from last year if in good condition)**

Item:	Image	Quantity:	Tick:
Wax crayon twisties (BIC kids)		1	
Box of colour pencils (BIC)		2	
HB pencils (Staedtler, with flat back)		10	
Metal sharpener (Staedtler with holder)		1	
30cm shatterproof ruler that measures at the TOP of the ruler, one side cm and other side mm		1	
School scissors (small/14cm) (left or right handed, depending on your child's dominant hand)		1	
Glue stick (Big) - Pritt/Staedtler		4	
Eraser (Staedtler) - 3-4cm (smaller size)		4	
Canvas Homework Bag - Re-use in Grade 1-3		1	

<p>A4 plastic sleeves (packet of 20)</p>		<p>1</p>	
<p>Plastic Book Bag (zipper) A4 – 1x yellow (English) &amp; 1x any colour (Library)</p>		<p>2</p>	
<p>Denim Chair Bag - Re-use in Grade 1-3</p>		<p>1</p>	
<p>Book bright coloured card (NOT PAPER) (A4, 20 sheets booklet)</p>		<p>1</p>	
<p>Typek paper A4 ream - 500 sheets</p>		<p>1</p>	
<p>Book Cover paper - Blue, Red, Green, Yellow (Please see “How to cover books” section)</p>		<p>To be used at home to cover books</p>	
<p>Plastic to cover books</p>		<p>To be used at home to cover books</p>	

<p>A4 <b>Frameless</b> dry erase whiteboard</p>		<p>1</p>	
<p>Whiteboard markers (black or blue only, 3mm/5mm) - Parrot/Penflex</p>		<p>8</p>	
<p>Whiteboard eraser (small)</p>		<p>1</p>	
<p>Oil pastels (Pentel/Staedtler/Croxley) (16-set)</p>		<p>1</p>	
<p>Pallet water paints and paintbrush, PLUS 1 thin (extra) &amp; 1 thick paintbrush</p>		<p>1x paint 1x thin (extra) brush 1x (thick) brush</p>	
<p>30cm Pencil Case or Pencil bag (If not provided, stationery is kept on the student's desk in a 2-litre ice-cream container)</p>		<p>1</p>	
<p>Laundry Marker - white (<b>for you to mark all your child's clothing</b>) OR clothing marker stamp</p>		<p>To be used at home to mark clothing</p>	
<p>Boxes of tissues</p>		<p>2</p>	
<p>Wet Wipes</p>		<p>1</p>	

<p>Cloth - tp clean desk and whiteboard</p>		<p>1</p>	
<p>Puzzle - 64 pieces(not 48 pieces) <u>Please label each individual piece with your child's name</u></p>		<p>1</p>	
<p>Tennis ball</p>		<p>1</p>	
<p>Skipping rope (please test for correct size)</p>		<p>1</p>	
<p>Bean bag</p>		<p>1</p>	
<p>Hula Hoop - 66cm</p>		<p>1</p>	
<p>2l empty ice-cream tub (recycled - for extra stationary storage) Please write your child's name on the outside of the container</p>		<p>2</p>	
<p>Tablet (device - capable of installing &amp; running Google Classroom and IXL apps). Complete with rugged cover for protection against incidental drop.  **Please see specs below</p>		<p>1</p>	

**ELECTRONIC DEVICES**

Each learner from Grade 1 to Grade 3 will be required to own their personal tablet for learning. These are to

be brought to school daily and fully charged. **All tablets should be capable of installing and running IXL and Google Classroom apps.** All background updating and downloads are to be disengaged. We have limited bandwidth and any additional unnecessary usage cannot be accommodated. Any misuse of the device will result in the device being confiscated immediately and handed to the parent. The misbehaviour will be addressed between the teacher, parent and learner before the device is returned to the learner.

**Suggested Tablets**

iPad (any 5 - 7) or iPad mini (any 1 - 5); Huawei - Mate Pad or Mediapad; Telefunken - 10 inch tablet; Samsung - Galaxy Tab A, Galaxy Tab S6 (any Samsung tab with latest android version); Connex 10.1" tablet

**Supplied by the school:**

Item:
Exercise Books for the year 2025 (to be covered by the learner)

**Can be purchased from the school:**

Item:	Quantity:	Tick:
Denim chair bag	1	
Homework Bag	1	

Please visit the office if you'd like to purchase these items from the school and send to class with your child